

# Hvilken maskine

## har brug for hvilket slibebled?

### Excenterslibere

Type	Ø mm	Antal huller	Type	Ø mm	Antal huller	Type	Ø mm	Antal huller
<b>Bosch</b>			<b>Felisatti</b>			<b>Makita</b>		
GEX 125A/AC	125	8	TP 521/(E)AS	150	6	BO 6040	150	8
GEX 125/150 AVE	125/150	8	TP 522/AS/CE	150	6	BO 5041K	125	8
GEX 150AC/ACE	150	6	RGF 150/600E	150	6	<b>Metabo</b>		
GEX 150 Turbo	150	6	<b>Festo/Festool</b>			SXE 125	125	8
PEX 11A/AE	115	8	ES 125/E	125	8	SXE 425	125	8
PEX 12A/AE	125	8	ETS 125 EQ-Plus	125	17/9	SXE 425XL	150	6
PEX 15AE	150	6	ETS 125 EQ	125	17/9	SXE 450 DUO	150	6
PEX 115	115	8	ETS 125 Q-Plus	125	17/9	FSX 200 Intec	125	8
PEX 125A	125	8	ETS 125 Q	125	17/9	SXE 325 Intec	125	8
PEX 125AE	125	8	ES 150/3 EQ/-C	150	17/9	<b>Milwaukee</b>		
PEX 220A	125	8	ES 150/5 EQ/-C	150	17/9	PRS 125E	125	8
PEX 270A/AE	125	8	ET 2E	150	17/9	ROS 150E	150	6
PEX 300A/E	125	8	ETS 150/3 EQ	150	17/9	<b>Peugeot</b>		
PEX 400AE	125	8	RO 150 FEQ-Plus	150	17/9	PAE 115	115	8
PEX 420AE	150	6	RO 150 FEQ	150	17/9	PRX 150E	150	6
<b>AEG</b>			ETS 150/3 EQ-C	150	17/9	<b>Protool</b>		
EX 400	125	8	ETS 150/3 EQ-Plus	150	17/9	ESP 150E	15	9
EX 450	125	8	ETS 150/5 EQ	150	17/9	<b>Ryobi</b>		
EX 450 (150)	150	16	ETS 150/5 EQ-C	150	17/9	ERO 2412VN	125	8
EXE 400	125	8	ETS 150/5 EQ-Plus	150	17/9	P410	125	8
EXE 450	150	8	RO 150E	150	17/9	RS 290	125	8
EXE 460 (125)	125	8	RO 150 E(-Plus)	150	17/9	<b>Skil</b>		
EXE 460	125/150	8	WTS 150/7E (-Plus)	150	17/9	7400	125	8
EXE 460 (150)	150	16	ET 2E/E-Plus	150	17/9	7402	125	8
ROS 150E	150	6	ES 125 (Plus)	125	8	7415	115	8
EX 150 E	150	6	<b>Flex</b>			7425	125	8
EX 125 ES	125	8	XS 712A	125	8	7430	125	8
<b>Atlas Copco</b>			X/XS 1107VE	150	6	7435	125	8
TEX 150	125	8	ORE-125-2	125	8	7405	125	8
TXE 150	150	16	<b>Hilti</b>			7440	125	8
<b>Black &amp; Decker</b>			WFE 380	150	6	7450	125	8
BD 190/S/D	125	8	WFE 450-E	150	6	7460	125	8
BD 190/S/E	125	8	<b>Hitachi</b>			<b>Stayer</b>		
KA 190/S/E	125	8	SAY 150A	150	6	LRT 115	115	8
KA 198GT	125	8	SV 13YA	125	8	LRT 150	150	6
XTA 90EK	125	8	SV 13YB	125	8	RO 150	110	6
KA 191EK	125	8	TSV 13Y	125	8	<b>Wegoma</b>		
<b>Casals</b>			<b>Holz-Her</b>			LRE 84H	125	8
VEX 150E	150	8	2445	150	16	RT 118N	150	6
<b>DeWalt</b>			TSV 13Y	125	8	RTE (1)46L	150	6
D 26410	150	6	<b>Kress</b>			RX 91C	150	6
D 26453	125	8	900 MPS	125	8	RT 188N	150	6
DW 423	125	8	900 HEX4,	150	6	RTE 84H	125	8
DW 443	150	6	CPS 6115-1/E	115	8			
D 26410	150	6	CPS 6125-1/E	125	8			
<b>Einhell</b>			CPS 6125E Set	125	8			
BES 125	125	8	HEX 1385E	125	8			
EX 115	115	8	HEX 6385E	125	8			
<b>Elu</b>			300 EXE	125	8			
ES 55E	125	8	<b>Makita</b>					
ES 56E/EK	150	6	BO 5000	125	8			
<b>Fein</b>			BO 5010	125	8			
MSF 636-1	150	8	BO 5021 (K)	125	8			
MSF 649-2A/2B	150	8	BO 6030	150	8			
	150	16						

## Trekantslibere

Type	Ø mm	Antal huller	Type	Ø mm	Antal huller	Type	Ø mm	Antal huller
<b>Bosch</b>			<b>DeWalt</b>			<b>Makita</b>		
GDA 280E	93	6	D 26430	93	6	BO 4561	93	6
PDA 100	93	6	<b>Einhell</b>			BO 4565	93	6
PDA 120E	93	6	BDS 180	93	6	<b>Metabo</b>		
PDA 180/E	93	6	<b>Fein</b>			DSE 130	93	6
PDA 240E	93	6	MOX 6-24/-25	82	0	DSE 170	93	6
<b>Black &amp; Decker</b>			MSX 315	82	0	DSE 280 Intec	93	6
KA 511 EKA	93	6	MSX 636-1/-2	82	0	DSE 180	93	6
VP 510	82	0	MSXE 636-2	82	0	DSE 280	93	6
KA 510	82	0	<b>Festo/Festool</b>			DSE 300/Intec	93	6
<b>AEG</b>			DS 400/E/EQ	100 x 150	7	<b>Skil</b>		
DSE 220	105	6	DX 93E/Plus	95	6	7110	93	6
DSE 260	105	6	<b>Kress</b>			7115	93	6
<b>Casals</b>			CDS 6425	105	6			
BLD 180	93	6	CDS 642EXL	120	6			
VLD 230	93	6	CDS 280DSXL	120	6			

## Multislibere

Type	Ø mm	Antal huller
<b>Bosch</b>		
PSM 80	102 x 62/93	11
PSM 160A	102 x 62/93	11
PSM 1400 Ventaro	102 x 62/93	11
Prio	102 x 62/93	11
<b>Black &amp; Decker</b>		
KA 150K	95 x 135	4
KA 200FK	95 x 135	4
KA 220 Multi	100 x 170	8
KA 220E Multi	100 x 170	8
KA 250K Multi	100 x 170	8
KA 260GT	100 x 170	8
KA 260GTK	100 x 170	8
<b>Skil</b>		
7208 (Octo)	102 x 62/93	11
	87 x 32	0
7210 (Fox)	87 x 32	0
7240 Fox	87 x 32	0
7370 Fox	87 x 32	0

## Planslibere

Type	Bladmål i mm	Antal huller	Specifikation
<b>Bosch</b>			
GSS 16A	80 x 133	8	Velcro
	80 x 166	8	Fastspændt
GSS 23/AE	93 x 230	8	Fastspændt
GSS 23AE	93 x 185	8	Velcro
	93 x 280	8	Velcro, limet SP
GSS 140A	115 x 107	6	Velcro
	115 x 140	6	Fastspændt
GSS 230A/AE	93 x 185	8	Velcro
	93 x 280	8	Velcro, limet SP
GSS 230AE	93 x 230	8	Fastspændt
GSS 280A/AE	115 x 230	14	Velcro
GSS 280AE	115 x 280	14	Fastspændt
PSS 23	93 x 185	8	Velcro
PSS 23/A	93 x 230	8	Fastspændt
PSS 23A/AE	93 x 185	8	Velcro
PSS 23AE	93 x 230	8	Fastspændt
PSS 28AE	115 x 230	14	Velcro
	115 x 280	14	Fastspændt
	115 x 340	0	Velcro, limet
PSS 180A	93 x 185	8	Velcro
PSS 200A	93 x 185	8	Velcro
PSS 220AC	93 x 230	8	Fastspændt
PSS 230	93 x 230	8	Fastspændt
PSS 240A/AE	93 x 185	8	Velcro
	93 x 230	8	Fastspændt
PSS 250AE	93 x 185	8	Velcro
	93 x 230	8	Fastspændt
PSS 280AE	115 x 230	14	Velcro
	115 x 280	14	Fastspændt
PSS 300AE	115 x 230	14	Velcro
	115 x 280	14	Fastspændt
<b>AEG</b>			
FS 2	80 x 133	8	Velcro
VS 230/E	93 x 230	8	Fastspændt
VS/E 230	93 x 185	8	Velcro
VS/E 260	93 x 185	8	Velcro
VSS/E 260	93 x 230	8	Fastspændt
<b>Atlas Copco</b>			
VS 11	80 x 133	8	Velcro
	80 x 166	8	Fastspændt
VSE 230	115 x 230	14	Velcro
	115 x 280	14	Fastspændt
VSE/VSS 22	93 x 185	8	Velcro
VSSE 288	115 x 280	14	Fastspændt
VSS/VSSE 20	115 x 230	14	Velcro
	115 x 280	14	Fastspændt
VS/VSE 280	115 x 280	14	Fastspændt
<b>Black &amp; Decker</b>			
BD 175	93 x 230	8	Fastspændt
BD 273	115 x 280	14	Fastspændt
BD/DN 180E	93 x 230	8	Fastspændt
CD 400	93 x 230	8	Fastspændt
DN 41AE	93 x 230	8	Fastspændt
DN 180E	115 x 280	14	Fastspændt
KA 175	93 x 185	8	Velcro
KA 180E	115 x 280	14	Fastspændt
KA 185/E	93 x 230	8	Fastspændt
KA 186/E	93 x 185	8	Velcro
KA 196	93 x 230	8	Fastspændt
KA 197E	93 x 185		Velcro
	93 x 230		Fastspændt

Type	Bladmål i mm	Antal huller	Specifikation
<b>Black &amp; Decker</b>			
KA 197EKA	93 x 185		Velcro
	93 x 230		Fastspændt
KA 197KA	93 x 185		Velcro
	93 x 230		Fastspændt
KA 273	115 x 230	14	Velcro
	115 x 280	14	Fastspændt
KA 274EKA	93 x 280	14	Fastspændt
KC 185E	93 x 230	0	Fastspændt
KC 962	93 x 230	0	Fastspændt
	115 x 280	14	Fastspændt
P 63-01	80 x 133	8	Velcro
	80 x 166	8	Fastspændt
P 63-03/04/05	115 x 280	14	Fastspændt
SR 410E	115 x 280	14	Fastspændt
VB 135A	93 x 230	0	Fastspændt
	115 x 280	14	Fastspændt
<b>Casals</b>			
BLR 170	93 x 230	0	Fastspændt
BLR 250	115 x 230	14	Velcro
	115 x 280	14	Fastspændt
KLR 210	93 x 185	8	Velcro
LN 216	115 x 280	14	Fastspændt
LR 228	115 x 280	14	Fastspændt
VLR 210	93 x 230	0	Fastspændt
VLR 300	115 x 230	14	Velcro
<b>DeWalt</b>			
D 26423	93 x 185		Velcro
D 26422	93 x 230		Fastspændt
DW 411	115 x 140	8	Fastspændt
D 26411	115 x 140	0	Fastspændt
<b>Einhell</b>			
BSS 150	93 x 230		Fastspændt
EST 170	93 x 185	8	Velcro
	93 x 230	8	Fastspændt
ERU 270	115 x 230	14	Velcro
ESU 270	115 x 280	0	Fastspændt
RT-OS30	115 x 230	14	Velcro
	115 x 280	0	Fastspændt
BT-OS 150	93 x 230		Fastspændt
<b>Elu</b>			
VS 41/71	115 x 230	14	Velcro
	115 x 280	14	Fastspændt
VS 280	115 x 280	14	Fastspændt
VSE/VSSE 280	115 x 280	14	Fastspændt
<b>Fein</b>			
MSS 641A/B	115 x 230	14	Velcro
<b>Felisatti</b>			
TP 31	80 x 133	8	Velcro
TP 31E	80 x 133	8	Velcro
TPF 115/300E	115 x 230	14	Velcro
<b>Festo/Festool</b>			
LRS 93G/M	93 x 185	8	Velcro
RS 1STF	115 x 230	14	Velcro
RS 2/E/STF	115 x 230	14	Velcro
RS 3/E	93 x 185	8	Velcro
	93 x 230	8	Fastspændt
	115 x 280	14	Fastspændt
RS 4E	80 x 133	8	Velcro
	80 x 166	8	Fastspændt
RS 4/E	115 x 280	0	Fastspændt
RS 4 STF/ESTF	80 x 133	8	Velcro

Type	Bladmål i mm	Antal huller	Specifikation
<b>Festo/Festool</b>			
	93 x 178	8	Velcro
RS 400	80 x 133	8	Velcro
RS 400-Plus	80 x 133	8	Velcro
<b>Hitachi</b>			
FS 10SB	93 x 185	8	Velcro
SV 12SD/V	115 x 230	14	Velcro
	115 x 280	14	Fastspændt
SV 12SF	115 x 115	8	Velcro
SV 8SA	80 x 133	8	Velcro
	80 x 166	8	Fastspændt
<b>Holz-Her</b>			
2241	115 x 230	14	Velcro
<b>Kress</b>			
CRS 6165A	115 x 280	14	Fastspændt
CRS 6175A/EA	115 x 230	14	Velcro
CRS 6175ES	115 x 280	14	Fastspændt
300 RSE	115 x 228	14	Velcro
	115 x 280	14	Fastspændt
<b>Makita</b>			
990	93 x 230	0	Fastspændt
4554	115 x 115	8	Velcro
9036	93 x 185	8	Velcro
	93 x 230	8	Fastspændt
BO 4901	115 x 280	0	Fastspændt
9045B/N	115 x 230	14	Velcro
9046	115 x 230	14	Velcro
	115 x 280	14	Fastspændt
9047	115 x 280	0	Fastspændt
BO 3700	93 x 230	8	Fastspændt
BO 4553/4554	115 x 140	8	Fastspændt
BO 4556	115 x 140	8	Fastspændt
BO 4900V	115 x 280	14	Fastspændt
<b>Metabo</b>			
SF 226	93 x 230	0	Fastspændt
SFE 227	93 x 230	0	Fastspændt
SR 10-23	93 x 230	8	Fastspændt
SR 10-23 Intec	93 x 230	8	Fastspændt
SR 20-23	93 x 230	8	Fastspændt
SR 216	115 x 115	8	Velcro
SR 221	93 x 230	0	Fastspændt
SR 226	93 x 230	8	Fastspændt
SR 328	115 x 280	14	Fastspændt
SR 356	93 x 185	8	Velcro
	93 x 230	8	Fastspændt
SR 357	93 x 185	8	Velcro
SR 358	115 x 230	14	Velcro
	115 x 280	8	Fastspændt
SR 4320	93 x 230	0	Fastspændt
SR 4321	115 x 280	14	Fastspændt
SR 4350	93 x 185	8	Velcro
	93 x 230	8	Fastspændt
SR 4351	115 x 230	14	Velcro
SRA 60	115 x 115	8	Velcro
SRE 217	115 x 115	8	Velcro
SRE 227	93 x 230	8	Fastspændt
SRE 329	115 x 280	14	Fastspændt
SRE 357	93 x 230	8	Fastspændt
SRE 359	115 x 230	14	Velcro
	115 x 280	14	Fastspændt
SR 180 Intec	93 x 230	8	Fastspændt
<b>Milwaukee</b>			
POS 13	80 x 133	8	Velcro

Type	Bladmål i mm	Antal huller	Specifikation
<b>Peugeot</b>			
PV 240A	93 x 185	8	Velcro
	93 x 230	8	Fastspændt
PV 290/A	115 x 280	0	Fastspændt
TV 4102	93 x 185	8	Velcro
	93 x 230	8	Fastspændt
<b>Ryobi</b>			
NS 40/401	93 x 230	8	Fastspændt
NS 801	93 x 230	8	Fastspændt
NS 6200	115 x 230	14	Velcro
NS 6300A	115 x 230	14	Velcro
S 33K	93 x 185	8	Velcro
S 35	93 x 230	8	Fastspændt
S 605D	115 x 140	8	Fastspændt
<b>Skil</b>			
666	115 x 230	14	Velcro
	115 x 280	8	Fastspændt
	115 x 280	14	Fastspændt
7270	93 x 185		Velcro
7300	93 x 185	8	Velcro
	93 x 230	8	Fastspændt
	115 x 280	14	Fastspændt
7310	93 x 230	8	Fastspændt
7315	93 x 230	8	Fastspændt
7320	93 x 185	8	Velcro
	93 x 230	8	Fastspændt
7330	93 x 185	8	Velcro
	93 x 230	8	Fastspændt
7330S	93 x 230	8	Fastspændt
7340	93 x 185	8	Velcro
	93 x 230	8	Fastspændt
7350	93 x 230	8	Fastspændt
7360	93 x 185	8	Velcro
	93 x 230	8	Fastspændt
7365	93 x 185	8	Velcro
	93 x 230	8	Fastspændt
7380	115 x 280	14	Fastspændt
7385	93 x 230	8	Fastspændt
7390	93 x 185	8	Velcro
	93 x 230	8	Fastspændt
7395	93 x 185	8	Velcro
	93 x 230	8	Fastspændt
7560	110 x 140	8	Fastspændt
7576	115 x 140	8	Fastspændt
7576U	115 x 140	8	Fastspændt
7003	93 x 185	8	Velcro
	93 x 230	8	Fastspændt
7335	93 x 185	8	Velcro
	93 x 230	8	Fastspændt
7346	93 x 185	8	Velcro
	93 x 230	8	Fastspændt
7351	93 x 185	8	Velcro
	93 x 230	8	Fastspændt
7361	93 x 185	8	Velcro
	93 x 230	8	Fastspændt
7366	93 x 185	8	Velcro
	93 x 230	8	Fastspændt
	93 x 230	8	Fastspændt
<b>Wegoma</b>			
LR 184H	93 x 185		Velcro
LRE 84H	80 x 166	8	Fastspændt

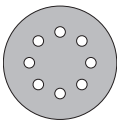
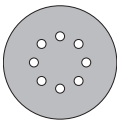
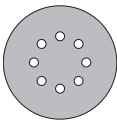
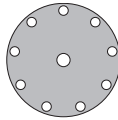
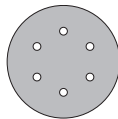




## Båndslibere

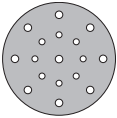
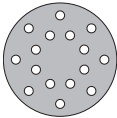
Type	Bladmål i mm	Type	Bladmål i mm	Type	Bladmål i mm
<b>Bosch</b>		<b>Felisatti</b>		<b>Metabo</b>	
GBS 75A/AE	75 x 533	TP 411	75 x 533	RBE 12-180 Set	40 x 760
GBS 100AE	100 x 610	BSF 100/1200E	100 x 610	RB 18 LTX 60 Set	30 x 533
GBS 100A/AE	100 x 620	<b>Festo/Festool</b>		BF 18 LTX 90	6-19 x 457
GVS 350AE	40 x 305	BS 75	75 x 533	BFE 9-90	6-19 x 457
PBS 7	75 x 457	BS 75E	75 x 533	<b>Peugeot</b>	
PBS 7AE	75 x 457	BS 75 E-Plus	75 x 533	PAB 75	75 x 533
PBS 60/E	60 x 400	BS 75 E-Set	75 x 533	PB 75	75 x 457
PBS 75A/AE	75 x 533	BS 105	105 x 620	PB 600/H	75 x 457
PVS 300AE	40 x 305	BS 105E	105 x 620	RP 102	100 x 552
<b>AEG</b>		BS 105 E-Set	105 x 620	TPB 7500	75 x 457
BBS 1100	100 x 560	BU 25	100 x 560	<b>Pferd</b>	
BBSE 1100	100 x 560	<b>Flex</b>		UBS 5 / 70 SI-R	30 x 533
HBS/HBSE 65	65 x 410	LBR 1506 VRA 230	40 x 618	UBS 11/90 SI-R	30 x 533
HBS/HBSE 100	100 x 560	LRP 1503 VRA	20 x 760	230V	
	100 x 620		40 x 760	<b>Ryobi</b>	
HBSE 600	75 x 533	LBS 1105 VE	4-9 x 533	B 422	100 x 560
RBSE 75AE	75 x 533	<b>Hitachi</b>		B 7075	75 x 533
HBS 1000 E	75 x 533	9924 DB	75 x 610	B 7076	75 x 533
<b>Atlas Copco</b>		SB 10T/V	100 x 610	B 7100	75 x 610
BBS 100	100 x 560	SB 75	75 x 533	B 7200A	100 x 610
	100 x 620	SB 110	105 x 620	B 850F/FK5	75 x 533
BBSE 100	100 x 560		110 x 620	BE 321SF	75 x 533
	100 x 620	<b>Holz-Her</b>		BE 422K5	100 x 560
HBSE 75	75 x 533	2405	65 x 410	BE 424	100 x 610
MBSE 705	75 x 533	2406	65 x 410	HB 422	100 x 560
<b>Black &amp; Decker</b>		2410	75 x 533	HBE 422	100 x 560
BD 83/E	65 x 410	2411	75 x 533	EBS 1310VF	100 x 610
BD 85	75 x 508	2420	75 x 533	EBS 9576V	75 x 533
BS 650	65 x 410	2422	100 x 620	EBS 8021V	75 x 533
DN 83/E	65 x 410		105 x 620	<b>Skil</b>	
DN 85/E	75 x 508	2423	100 x 620	593U	63 x 406
KA 75/E	75 x 533	2424	100 x 620	594U	75 x 533
KA 83	75 x 508		105 x 620	1100	75 x 457
KA 83E	65 x 410	<b>Kress</b>		1200	75 x 457
KA 85/86	75 x 457	CBS 6800/E	65 x 410	1200H	75 x 457
KA 88	75 x 533	<b>Makita</b>		1205	75 x 457
KA 290	13 x 455	9402	100 x 610	1205H	75 x 457
KA 292E	13 x 455		100 x 620	1400	100 x 552
KA 293E	13 x 455	9403	100 x 610	1400H	100 x 552
SR 500E	75 x 508	9404	100 x 610	1405H	100 x 552
XT 80EK	75 x 533	9901	75 x 533	5903	63 x 406
KA 900E	13 x 451	9902	75 x 533	7600	75 x 457
KA 900E-QS	13 x 451	9903	75 x 533	7600A	75 x 457
<b>Casals</b>		9910	75 x 457	7610	75 x 457
LC 75	75 x 533	9911	75 x 457	7620	75 x 457
LC 110	110 x 620	9920	75 x 610	7630	75 x 457
<b>DeWalt</b>		9924	75 x 610	7640	75 x 533
DW 430	75 x 533	9900B	75 x 533	7650	75 x 533
DW 431	75 x 533	9924DB	100 x 610	7675	75 x 457
DW 432	75 x 533		100 x 620	7675S	75 x 457
DW 433	75 x 533	9031	30 x 533	1210	75 x 457
DW 650	100 x 560	9032	9 x 533	1215	75 x 457
DW 650E	100 x 560	<b>Metabo</b>		<b>Suhner</b>	
<b>Einhell</b>		BA 0665	65 x 410	UTC 7-R	30 x 533
BBS 720	75 x 457	BA 0666	65 x 410	UTG 9-R	30 x 610
<b>Elu</b>		BA 0775	75 x 533	UBC 10-R	3-19 x 520
MHB 90/E	100 x 560	BA 6100	100 x 620	<b>Stayer</b>	
MHB 157E	75 x 480	BA 6101	105 x 620	LEN75	75 x 533
MHB 158/E	75 x 480	BAE 0876	75 x 533	<b>Virutex</b>	
<b>Fein</b>		BAE 1075	75 x 533	L 75	100 x 690
RS 12-70 E	40 x 820	BAE 75	75 x 533	M 75	100 x 690
RS 10-70 E	30 x 533	RBE 12-180	40 x 760	<b>Wegoma</b>	
				LB 31EA	100 x 610

# Hvilket slibemiddel passer til hvilken maskine?

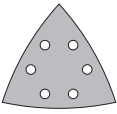
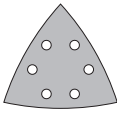
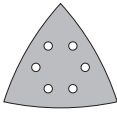

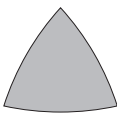
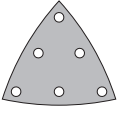
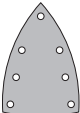
## Slibeblade til excenterslibere

Ø mm/huller	Mærke	Type	Ø mm/huller	Mærke	Type					
115 mm, 8 huller 	Bosch	PEX 11A/AE PEX 115	125 mm, 8 huller 	Skil	7400 7402 7425 7430 7435					
	Einhell	EX 115			Wegoma	LRE 84H ETS 125 Q				
	Kress	CPS 6115-1/E								
	Peugeot	PAE 115								
	Skil	7415								
	Stayer	LRT 115								
	125 mm, 8 huller 	Bosch		GEX 125A/AC GEX 125/150 AVE PEX 12A/AE PEX 125A-1 PEX 125AE PEX 220A PEX 270A/AE PEX 300A/E PEX 400AE	125 mm, 9 huller 	Festo/Festool	RO 125 FEQ-Plus ETS 125 EQ-Plus ETS 125 EQ ETS 125 Q-Plus ETS 125 Q			
AEG			EX 125 ES EX 400 EX 450 EXE 400 EXE 450 EXE 460 (125)	150 mm, 6 huller 			Bosch	GEX 150AC/ACE GEX 150 Turbo PEX 15AE PEX 420AE		
			Atlas Copco		TXE 150	AEG		EXE 460 (150) EX 150 E ROS 150E		
					Black & Decker			BD 190/S/E BD 190S/D KA 190/S/E KA 191 EK KA 198GT XTA 90EK	DeWalt	DW 443 D 26410
								DeWalt		DW 423 D 265453
			Elu			ES 55E				Felisatti
Fein				MSF 636-1		Flex	X/XS 1170VE			
		Festo/Festool	ES 125/E ES 125 (Plus)	Hilti	WFE 380 WFE 450E					
Hitachi			TSV 13Y SV 13YA/YB		Hitachi	SAY 150A				
		Kress	300 EXE 900 MPS CPS 6125-1/E CPS 6125 Set HEX 1385E HEX 6385E	Kress		900 HEX4, SXE 425XL 450 DUO SXE 425XL SXE 450 DUO				
Makita			BO 5000 BO 5010 BO 5041K BO 5021 (K)		Metabo	Milwaukee ROS 150E				
			Metabo	SXE 125 SXE 425 SXE 325 Intec FSX 200 Intec ERO 2412V P 410 RS 290		Protool	ESP 150E			
Stayer				LRT 150 RO 150	Wegoma		RX 91C RT 188N RTE (1) 46L			
				Wegoma		RX 91C RT 188N RTE (1) 46L				
150 mm, 8 huller 		Bosch			GEX 125/150 AVE EXE 450	150 mm, 8 huller 	Bosch	GEX 125/150 AVE EXE 450		
				Casals	VEX 150E			Fein	MSF 636-1 MSF 649-2A/-2B	
		Makita			BO 6030 BO 6040					

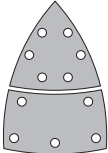
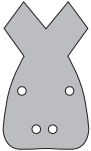
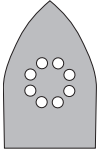
## Slibblade til excenterslibere

Ø mm/huller	Mærke	Type	Ø mm/huller	Mærke	Type
150 mm, 17 huller 	Festo/Festool	ET 2E	150 mm, 16 huller 	AEG	EX 450
		RO 150E			EXE 450
		RO 150 FEQ-Plus			EXE 460 (150)
		RO 150 FEQ		Atlas Copco	TXE 150
		ETS 150/3 EQ-Plus		Fein	MSF 649-2A/-2B
		ETS 150/3 EQ-C		Holz-Her	2445
		ETS 150/3 EQ			
		ETS 150/5 EQ-Plus			
		ETS 150/5 EQ-C			
		ETS 150/5 EQ			
		WTS 150/7 E-Plus			
		WTS 150/7 E			
		ES 150/3 EQ/EQ-C			
		ES 150/5 EQ/EQ-C			
		ET 2E/E-Plus			
		ES 150/3EQ/C			
	ES 150/5EQ/C				
Protool	ESP 150E				

## Slibblade til trekantsliber

Ø mm/huller	Mærke	Type	Ø mm/huller	Mærke	Type
93 mm, 6 huller 	Bosch	GDA 280E	105 mm, 6 huller 	AEG	DSE 220
		PDA 100			DSE 260
		PDA 120E		Kress	CDS 6425
		PDA 180/E			
		PDA 240E			
		PSM 160A			
	Black & Decker	KA 511 EKA	120 mm, 6 huller 	Kress	CDS 280DSXL
	Casals	BLD 180			CDS 6425EXL
	VLD 230				
	Makita	BO 4561	32 mm, uden huller 	Bosch	GDA 280E
	BO 4565	PDA 180E			
	Metabo	DSE 130			PDA 240E
	DSE 170	Skil	7208 (Octo)		
DSE 280 Intec	7210 (Fox)				
DSE 300/Intec	7240 (Fox)				
Skil	7110	82 mm, uden huller 	Fein	MOX 6-24/-25	
7115	MSX 315				
	MSX 636-1/-2				
95 mm, 6 huller 	Festo/Festool	DX 93E/E Plus			MSXE 636-2
100 x 150 mm, 7 huller 	Festo/Festool	DS 400/E/EQ			

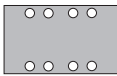
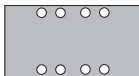


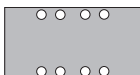
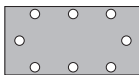
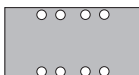
## Slibeblade til multisliber

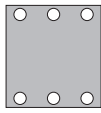
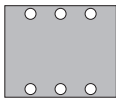


		Mærke	Type
<b>Bosch Multi, Skil</b>			
	Bosch	PSM 160A	
		PSM 80	
		PSM 1400	
		Prio	
		Ventaro	
	Skil	7208 (Octo)	
		7210 (Fox)	
		7240 (Fox)	
		7290 (Fox)	
		7370 (Fox)	
	7375 (Fox)		
<b>B &amp; D Mouse</b>			
	Black & Decker	KA 150K	
		ICC 200FK	
<b>B &amp; D Multi</b>			
	Black & Decker	KA 150K	
		KA 200FK	
		KA 220 Multi	
		KA 220E Multi	
		KA 225	
		KA 250K Multi	
		KA 260	
		KA 280	

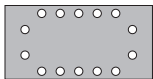





## Slibeblade til plansliber










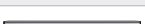










mm/huller	Mærke	Type	mm/huller	Mærke	Type
<b>80 x 133 mm, 8 huller, velcro</b>			<b>93 x 230 mm, 8 huller, fastspændt</b>		
	Bosch	GSS 16A		Bosch	GSS 23/AE
	AEG	FS 2			GSS 230A/AE
	Atlas Copco	VS 11			PSS 23/A/AE
	Black & Decker	P 63-01			PSS 220AC
	Felisatti	TP 31E			PSS 230
	Festo/Festool	RS 4/E/STF			PSS 240A/AE
		RS/E 4			PSS 250AE
		RS 400		Atlas Copco	VS 230
		RS 400 Plus			VSE 230
	Hitachi	SV 8SA			VSS 260
	Milwaukee	POS 13			VSSE 260
<b>80 x 166 mm, 8 huller, fastspændt</b>				Black & Decker	BD 175
	Bosch	GSS 16A			CD 400
	Atlas Copco	VS 11			DN 41AE
	Black & Decker	P 63-01			DN 180E
	Hitachi	SV 8SA			KA 196
	Wegoma	LRE 84H			KA 196
<b>93 x 180 mm, 8 huller, velcro</b>				DeWalt	D 26422
	Festo/Festool	LRS 93G		Einhell	EST 170
		LRS 93M		Festo	RS 3SFE
		RS 3/E			RS 3E SFE
		RS 4/E/STF		Makita	9036
<b>93 x 186 mm, 8 huller, velcro</b>					3700
	Bosch	GSS 23AE		Metabo	SR 10-23
		GSS 230A/AE			SR 10-23 Intec
		PSS 22			SR 20-23
		PSS 23/A/AE			SR 226
		PSS 180A			SR 356
		PSS 200A			SR 4350
		PSS 240A/AE			SRE 227
		PSS 250AE			SRE 357
	AEG	VS/E 230		Peugeot	PV 240A
		VSS/E 260			TV 4102
	Atlas Copco	VS 230/E		Ryobi	NS 401
		VSS 22/E			NS 801
		VSS 260/E			S 35
	Black & Decker	KA 175		Skil	7300
		KA 186/E			7310
	Casals	KLR 210			7315
	Einhell	EST 170			7320
	Festo/Festool	LRS 93G/M			7330
		RS 3SFE/E			7330S
	Hitachi	FS 10SB			7335
	Makita	9036			7340
	Metabo	SR 356			7346
		SR 357			7350
		SR 4350			7360
	Peugeot	PV 240A			7361
		TV 4102			7365
	Skil	7330			7366
		7340			7385
		7360			7390
		7365			7395
		7300/S			
		7390			
		7395	<b>93 x 230 mm, 8 huller, fastspændt</b>		
				AEG	VS 230
					VSS/E 260
				Black & Decker	KA 185
					KA 185E
<b>93 x 280 mm, 8 huller, velcro t. limet slibesål</b>			<b>93 x 280 mm, 8 huller, velcro t. limet slibesål</b>		
	Bosch	GSS 23AE			
		GSS 230A/AE			











mm/huller	Mærke	Type
<b>115 x 107 mm, 6 huller, velcro</b>		
	Bosch	GSS 140A
<b>115 x 140 mm, 6 huller, fastspændt</b>		
	Bosch	GSS 140A
<b>115 x 140 mm, uden huller, fastspændt</b>		
	Bosch	GSS 140A
	Black & Decker	SR 400
	DeWalt	DW 411 D 26411
	Makita	BO 4553/4554 BO 4556
	Ryobi	S 605D
	Skil	7576U
<b>115 x 230 mm, 14 huller, velcro</b>		
	Bosch	GSS 28/A/AE GSS 280A/AE PSS 28AE PSS 280AE PSS 300AE
	Atlas Copco	VS 280/E/SE VSE 230 VSS 20/E
	Black & Decker	KA 273
	Casals	BLR 250 VLR 300
	Einhell	ERU 270
	Elu	VS 41 VS 71
	Fein	MSS 641A/B
	Festo	RS 1STF RS 2STF/E
	Hitachi	SV 12SD/V
	Holz-Her	2241
	Kress	CRS 6165A CRS 6175EA
	Makita	9045B/N 9046
	Metabo	SR 358 SR 4351 SRE 359
	Peugeot	TV 4003 TV 4103
	Ryobi	NS 6200 NS 6300A
	Skil	666

mm/huller	Mærke	Type
<b>115 x 280 mm, 14 huller, fastspændt</b>		
	Bosch	GSS 28A/AE GSS 280A/AE PSS 28AE PSS 280AE PSS 300AE
	AEG	VSS/E 20 VS/E 280 VSSE 280
	Atlas Copco	VS 280/E/SE VSE 230 VSS 20/E
	Black & Decker	BD 175 BD 180 BD 273 DN 41AE DN 180E KA 185E KA 273 KC 962 P 63-03/-04/-05 SR 410E VB 135A
	Casals	BLR 250 LN 216 LR 228
	Elu	VS 41/71 VSE/VSSE 280
	Festo/Festool	RS 1/STF RS 2/STF RS 3/E RS S/STF
	Hitachi	SV 12SD/V
	Kress	CRS 6165A CRS 6175ES
	Makita	BO 4900V 9046
	Metabo	SR 328 SR 358 SR 4321 SRE 329 SRE 359
	Skil	666 7380
<b>115 x 340 mm, uden huller, velcro t. limet slibesål</b>		
	Bosch	PSS 28AE



## Slibebånd til båndslibere

mm	Mærke	Type	mm	Mærke	Type
<b>3-19 x 520 mm</b>			<b>40 x 815 mm</b>		
	Suhner	UBC 10-R		Fein	RS 12-70 E
<b>6/13 x 451 mm</b>			<b>60 x 400 mm</b>		
	Black & Decker	KA 290 KA 292E		Bosch	PBS 60 PBS 60E
<b>6/13 x 455 mm</b>			<b>63 x 406 mm</b>		
	Black & Decker	Powerfile KA 290 Powerfile KA 292E		Skil	593 5934 5903
<b>6-19 x 457 mm</b>			<b>65 x 410 mm</b>		
	Metabo	BF 18 LTX 90 BFE 9-90		AEG	HBS 65 HBSE 65
<b>9 x 533 mm</b>				Black & Decker	BD 83/E BS 650 DN 83/E KA 83/E
	Flex	LBS 1105 VE		Holz-Her	2405 2406
	Makita	9032		Kress	CBS 6800/E
<b>13 x 451 mm</b>				Metabo	BA 0665 BAE 0666
	Black & Decker	KA 900E-QS	<b>75 x 457 mm</b>		
<b>20 x 760 mm</b>				Bosch	PBS 7A/AE
	Flex	LRP 1503 VRA		Einhell	BBS 720
<b>30 x 533 mm</b>				Makita	9910 9911
	Fein	RS 10-70 E		Peugeot	PB 75 PB 600
	Makita	9031		Skil	TPB 7500 1100 1200 1205 1210 1215 7600 7610 7620 7630 7640 7675
	Metabo	RB 18 LTX 60 Set		Stayer	2 N75
	Pferd	UBS 5 / 70 SI-R	<b>75 x 480 mm</b>		
	Suhner	UTC 7-R		Elu	MHB 157/E MHB 158/E
<b>30 x 610 mm</b>			<b>75 x 508 mm</b>		
	Suhner	UTG 9-R		Black & Decker	BD 85 DN 85/E KA 83 SR 500E
<b>40 x 303 mm</b>					
	Bosch	GVS 350AE PVS 300AE			
<b>40 x 305 mm</b>					
	Bosch	GVS 350AE PVS 300AE			
<b>40 x 618 mm</b>					
	Flex	LBR 1506 VRA 230/CEE			
<b>40 x 760 mm</b>					
	Flex	LRP 1503 VRA			
	Metabo	RBE 12-180			

mm	Mærke	Type	mm	Mærke	Type
<b>75 x 533 mm</b>			<b>100 x 560 mm</b>		
	Bosch	GBS 75A/AE PBS 75A/AE		AEG	BBS 1100 BBSE 1100 HBS 100/E
	AEG	HBSE 600 RBSE 75AE HBS 1000 E		Atlas Copco	BBS 100/E
	Atlas Copco	HBSE 75		DeWalt	DW 650 DW 650E
	Black & Decker	KA 75/E K 88 XT 80 EK		Elu	MHB 90/E/K
	Casals	LC 75		Festo/Festool	BU 25
	DeWalt	DW 430 DW 431 DW 432 DW 433		Ryobi	B 422 BE 422K5 HB 422/E
	Felisatti	TP 411 BAE 75	<b>100 x 610 mm</b>		
	Festo	BS 75 BS 75E BS 75 E-Set		Bosch	GBS 100A/AE
	Hitachi	SB 75		Felisatti	BSF 100/1200E
	Holz-Her	2410 2411 2420		Hitachi	SB 10T/V
	Makita	9900B 9901 9902 9903		Holz-Her	2422 2423 2424
	Metabo	BAE 0775 BAE 0876 BAE 1075 BAE 75		Makita	9402 9403 9404 9924DB
	Peugeot	PAB 75		Ryobi	B 7200A BE 424
	Ryobi	B 850F/K7 B 7075 B 7076 EBS 9576V		Wegoma	LB 31EA
	Skil	7640 7650	<b>100 x 620 mm</b>		
	Stayer	LEN 75		Bosch	GBS 100A/AE
<b>75 x 610 mm</b>				AEG	HBS 100/E
	Hitachi	9924DB		Atlas Copco	BBS 100/E
	Makita	9920, 9924		Hitachi	SB 110
	Ryobi	B 7100		Makita	9402 9924DB
<b>100 x 533 mm</b>				Metabo	BA 6100
	Makita	M 99	<b>100 x 690 mm</b>		
<b>100 x 552 mm</b>				Virutex	L-75 M-75
	Peugeot	RP 102	<b>105 x 620 mm</b>		
	Skil	1400 1405		Festo/Festool	BS 105 BS 105E BS 105 E-Set
				Hitachi	SB 110
				Holz-Her	2422 2423 2424
				Metabo	BA 6100
			<b>110 x 620 mm</b>		
				Casals	LC 110
				Hitachi	SB 110



**Anbefaling om korrekt opbevaring af slibemidler:**

- ▶ Temperatur: 15-25 °C
- ▶ Relativ luftfugtighed: 40-70 %
- ▶ Opbevaring i original emballage
- ▶ Aldrig på betongulve
- ▶ Aldrig i et åbent vindue
- ▶ Aldrig i nærheden af varme